



A-1 INDUSTRIAL SUPPLY

Hose Fittings Valves Flanges Pipe Water Truck Parts



5 Campbell Drive S.E.
Hermiston, Or. 97838
Toll Free 877-385-3125
Phone# 541-564-7636
Fax # 541-564-6522

Committed to Our Customers

Web Site: a1indsupply.com

Catalog-Reference only

7/22/2019

Large Hose Ends

Threaded, Grooved, Flanged, Weld, Coped Long Shank, Dragline-Frac, Poly Pipe inserts, Bauer style, Ringlok style, Ground Joint, Universal, Pin-Lugs.

In Steel-Steel Plated-SS304-SS316-Aluminum-Brass-PP-PVC

Contents: Pg2. Steel KCN-MPT-Jump size-FPT. Pg3. KCN-Groove, hose mender, Pg4&5-KCN-Weld, Pg6. KCN-Flange, Pg7. KCNLS-Mpt& Dragline/Frac ends, Pg8. Polypipe inserts/Bauer, Pg.9 Ringlok&Irrigation ends, Pg.10 Ground joint, Pg11. Universal&Pin lug, Pg12. Alum. Pin lug-KCN-MPT-GV-Flange, Pg.13 KCN PP & PVC, Pg.14-15 SS KCN-MPT-Weld-GV-Flange.

Industrial Choice offers the Best & Most complete Line of Industrial Hose ends Available!




For more Industrial Hose ends see our other Industrial hose end Catalogs:

Camlocks

Small HB

Sanitary H.B.

Internally Exp.



Our King Combination Hose Ends are Designed to Proform!



Reduced ID, no barb at start for easier insertion, prevents barbs from cutting the tube on tight bends!

Thick for Crush & Dent resistance! More barbs for better sealing!


King Combination Hose barb nipples Threaded






King Combo Nipple unplated		King Combo Nipple Steel Plated	
PART #		PART #	
KCN050UP =ST1-1/2		KCN050SP =STC1	
KCN075UP =ST5-3/4		KCN075SP =STC5	
KCN100UP =ST10-1		KCN100SP =STC10	
KCN125UP =ST15-1.25		KCN125SP =STC15	
KCN150UP =ST20-1.5		KCN150SP =STC20	
KCN200UP =ST25-2		KCN200SP =STC25	
KCN250UP =ST30-2.5		KCN250SP =STC30	
KCN300UP =ST35-3		KCN300SP =STC35	
KCN400UP =ST40-4		KCN400SP =STC40	
KCN500UP =ST50-5		KCN500SP =STC50	
KCN600UP =ST60-6		KCN600SP =STC60	
KCN800UP =ST80-8		KCN800SP =STC80	
King Combo Nipple Hex Steel Plated		King Combo Nipple Jump Size Stl plated HB x MP	
PART #		PART #	
KCNH050SP =STC1-1/2Hex		KCN1000SP =STC100	
KCNH075SP =STC5-3/4Hex		KCN1200SP =STC120	
KCNH100SP =STC10-1Hex			
KCNH125SP =STC15-1.25H			
KCNH150SP =STC20-1.5He			
KCNH200SP =STC25-2Hex			
King Combo FPT Steel Plated		King Combo Nipple Jump Size Stl plated HB x MP	
PART #	SIZE	PART #	
KCF050SP =STF1		KCNJS075100SP =STC0510	
KCF075SP =STF5		KCNJS10075SP =STC1005	
KCF100SP =STF10		KCNJS100125SP =STC1015	
KCF125SP =STF15		KCNJS125100SP =STC1510	
KCF150SP =STF20		KCNJS125150SP =STC1520	
KCF200SP =STF25		KCNJS150125SP =STC2015	
KCF250SP =STF30		KCNJS150200SP =STC2025	
KCF300SP =STF35		KCNJS200150SP =STC2520	
KCF400SP =STF40		KCNJS250200SP =STC3020	
KCF500SP =STF50		KCNJS250300SP =STC3035	
KCF600SP =STF60		KCNJS300200SP =STC3525	
KCF800SP =STF80		KCNJS300250SP =STC3530	
KCF1000SP =STF100	KCNJS300400SP =STC3040		
KCF1200SP =STF120	KCNJS400300SP =STC4030		

Hose Menders and King Combination Hose barb x Grooved End

King Combo Grooved (Vic) Steel Plated		Hose Mender Steel Plated						
PART #			PART #					
KCG100SP =STV10			HM050SP =DM1					
KCG125SP =STV15			HM075SP =DM6					
KCG150SP =STV20			HM100SP =DM11					
KCG200SP =STV25			HM125SP =DM16					
KCG250SP =STV30			HM150SP =DM21					
KCG300SP =STV35			HM200SP =DM26					
KCG400SP =STV40			HM250SP =DM31					
KCG500SP =STV50			HM300SP =DM36					
KCG600SP =STV60			HM400SP =DM46					
KCG800SP =STV80			HM500SP =DM51					
KCG1000SP =STV100			HM600SP =DM66					
KCG1200SP =STV120			HM800SP =DM86					
King Combo Grooved Reducer (Vic) Steel Plated			HM1000SP =DM100					
KCGR125100SP =STV1510			HM1200SP =DM120					
KCGR150100SP =STV2010								
KCGR150125SP =STV2015								
KCGR200150SP =STV2520								
KCGR250200SP =STV3020								
KCGR300200SP =STV3520								
KCGR300250SP =STV3530								
KCGR400300SP =STV4030								
KCGR600400SP =STV6040								
KCGR800600SP =STV8060								
KCGR1000800SP =STV10060								
								

King Combination Hose barb x Weld End options

King Combo Weld End Carbon Steel		Half Menders for welding to OD Flanges		
PART #			Warning plated! Weld in well ventilated area!	
KCW050CS =STB1				
KCW075CS =STB5			Hose Barb Plated x weld O.D. cut	
KCW100CS =STB10			HBPxWeld-OD-1.5	
KCW125CS =STB15			HBPxWeld-OD-2	
KCW150CS =STB20			HBPxWeld-OD-2.5	
KCW200CS =STB25			HBPxWeld-OD-3	
KCW250CS =STB30			HBPxWeld-OD-4	
KCW300CS =STB35			HBPxWeld-OD-5	
KCW400CS =STB40			HBPxWeld-OD-6	
KCW500CS =STB50			HBPxWeld-OD-8	
KCW600CS =STB60			HBPxWeld-OD-10	
KCW800CS =STB80			HBPxWeld-OD-12	
KCW1000CS =STB100				
KCW1200CS =STB120				
King Combo Reducing Weld end		ReadyWeld cope x Steel Hose Barb		
KCWR200150CS =STB2520		PART #		
KCWR300200CS =STB3025		RWHB-.5on.5B		
KCWR300250CS =STB3530		RWHB-.5on.75B		
KCWR400300CS =STB4035		RWHB-.5on.1B		
KCWR600400CS =STB6040		RWHB-.5on.1.25B		
KCWR600500CS =STB6050		RWHB-.5on.1.5B		
KCWR800600CS =STB8060		RWHB-.75on.75B		
KCWR1000800CS =STB10080		RWHB-.75on1B		
King Combo Weld End Short Version		RWHB-.75on1.25B		
PART #		RWHB-.75on1.5B		
KCWS050CS =STBS1				
KCWS075CS =STBS5			RWHB-.75on2B	
KCWS100CS =STBS10			RWHB-1on1B	
KCWS125CS =STBS15			RWHB-1on1.25B	
KCWS150CS =STBS20			RWHB-1on1.5B	
KCWS200CS =STBS25			RWHB-1on2B	
KCWS250CS =STBS30			RWHB-1on2.5B	
KCWS300CS =STBS35			RWHB-1on3B	
KCWS400CS =STBS40			RWHB-1.25on1.25B	
KCWS500CS =STBS50			RWHB-1.25on1.5B	
KCWS600CS =STBS60			RWHB-1.25on2B	
KCWS800CS =STBS80			RWHB-1.25on2.5B	
KCWS1000CS =STBS100			RWHB-1.25on3B	
KCWS1200CS =STBS120		RWHB-1.5on1.5B		

ReadyWeld cope 90deg x Steel Hose Barb		RWHB-1.5on2B	
PART #		RWHB-1.5on2.5B	
RWHB90-1.5on1.5		RWHB-1.5on3B	
RWHB90-1.5on2		RWHB-1.5on4B	
RWHB90-1.5on2.5		RWHB-2on2B	
RWHB90-1.5on3		RWHB-2on2.5B	
RWHB90-2on2		RWHB-2on3B	
RWHB90-2on2.5		RWHB-2on4B	
RWHB90-2on3		RWHB-2on6B	
RWHB90-2on4		RWHB-2.5on3	
RWHB90-2.5on3		RWHB-2.5on4	
RWHB90-2.5on4		RWHB-2.5on5	
RWHB90-2.5on5		RWHB-2.5on6	
RWHB90-2.5on6		RWHB-3on 3	
RWHB90-3on3		RWHB-3on4	
RWHB90-3on4		RWHB-3on5	
RWHB90-3on5		RWHB-3on6	
RWHB90-3on6		RWHB-3on8	
RWHB90-3on8		RWHB-4on4	
RWHB90-4on4		RWHB-4on5	
RWHB90-4on5	RWHB-4on6		
RWHB90-4on6	RWHB-4on8		
RWHB90-4on8	RWHB-4on10		
RWHB90-4on10	RWHB-5on5		
RWHB90-5on5	RWHB-5on6		
RWHB90-5on6	RWHB-5on8		
RWHB90-5on8	RWHB-5on10		
RWHB90-5on10	RWHB-6on6		
RWHB90-6on6	RWHB-6on8		
RWHB90-6on8	RWHB-6on10		
RWHB90-6on10	RWHB-6on12		
RWHB90-6on12	RWHB-8on8		
RWHB90-8on8	RWHB-8on10		
RWHB90-8on10	RWHB-8on12		
RWHB90-8on12	RWHB-8on14		
RWHB90-8on14	RWHB-10on10		
RWHB90-10on10	RWHB-10on12		
RWHB90-10on12	RWHB-10on14		
RWHB90-10on14	RWHB-10on16		
RWHB90-10on16	RWHB-12on12		
RWHB90-12on12	RWHB-12on14		
RWHB90-12on14	RWHB-12on16		
RWHB90-12on16			

FLANGED HOSE BARBS (KC Style) STEEL







Flange 1/2" Tx Hose barb welded inside & out		Flange 150LBxHose barb welded inside & out	
Part #		Part #	
FLHB-1/2-2xHB1.5CS		FLHB-150-1.5x1.5HBCS	
FLHB-1/2-2xHB2CS		FLHB-150-1.5x2HBCS	
FLHB-1/2-2xHB2.5CS		FLHB-150-2x2HBCS	
FLHB-1/2-2xHB3CS		FLHB-150-2x2.5HBCS	
FLHB-1/2-2.5xHB2CS		FLHB-150-2.5xH2.5CS	
FLHB-1/2-2.5xHB2.5CS		FLHB-150-2.5xHB3CS	
FLHB-1/2-2.5xHB3CS		FLHB-150-3xHB3CS	
FLHB-1/2-3xHB2CS		FLHB-150-3xHB4CS	
FLHB-1/2-3xHB2.5CS		FLHB-150-4xHB4CS	
FLHB-1/2-3xHB3CS		FLHB-150-4xHB5CS	
FLHB-1/2-3xHB4CS	FLHB-150-4xHB6CS		
FLHB-1/2-4xHB2CS		FLHB-150-5xHB5CS	
FLHB-1/2-4xHB2.5CS		FLHB-150-6xHB6CS	
FLHB-1/2-4xHB3CS		FLHB-150-6xHB8CS	
FLHB-1/2-4xHB4CS		FLHB-150-8xHB8CS	
FLHB-1/2-4xHB6CS		FLHB-150-8xHB10CS	
FLHB-1/2-5xHB5CS		FLHB-150-10xHB10CS	
FLHB-1/2-5xHB6CS		FLHB-150-12xHB12CS	
FLHB-1/2-6xHB2CS			
FLHB-1/2-6xHB3CS			
FLHB-1/2-6xHB4CS			
FLHB-1/2-6xHB6CS			
FLHB-1/2-6xHB8CS		Flange-1/2-90xhose barb 200wpsi weld in & out	
FLHB-1/2-8xHB2CS		Part #	
FLHB-1/2-8xHB3CS		FLHB90-1/2-2xHB2	
FLHB-1/2-8xHB4CS		FLHB90-1/2-2.5xHB2.5	
FLHB-1/2-8xHB6CS		FLHB90-1/2-3xHB3	
FLHB-1/2-8xHB8CS		FLHB90-1/2-4xHB4	
FLHB-1/2-8xHB10CS		FLHB90-1/2-5xHB5	
FLHB-1/2-10xHB3CS		FLHB90-1/2-6xHB6	
FLHB-1/2-10xHB4CS		FLHB90-1/2-8xHB8	
FLHB-1/2-10xHB6CS		FLHB90-1/2-10xHB10	
FLHB-1/2-10xHB8CS		FLHB90-1/2-12xHB12	
FLHB-1/2-10xHB10CS		King Combo x Turn Back for Lap Joint/Floating Fl	
FLHB-1/2-12xHB6CS		Part #	
FLHB-1/2-12xHB8CS		KCTB300-3	
FLHB-1/2-12xHB10CS		KCTB400-4	
FLHB-1/2-12xHB12CS		KCTB600-6	
		KCTB800-8	
		KCT1000-10	

Long Shank Hose Barbs with Groove for Crimp Ferrule






King Combo Nipple Long Shank for Crimp Ferrule			King Combo Weld Long Shank for Crimp Ferrule		
Part #			Part #		
KCNLS075 =STC05CS			KCWLS075		
KCNLS100 =STC10CS			KCWLS100		
KCNLS125 =STC15CS			KCWLS125		
KCNLS150 =STC20CS			KCWLS150		
KCNLS200 =STC25CS			KCWLS200		
KCNLS300 =STC35CS			KCWLS300		
KCNLS400 =STC40CS			KCWLS400		
KCNLS600 =STC60CS			KCWLS600		
KCNLS800 =STC80CS			KCWLS800		

Dragline/Frac-Hose/Linear Hose Menders and Ends

Dragline-Frac-Linear Hose end W/clamp x Groove			Dragline-Frac-Linear Hose end W/clamps x Groo		
Part #			Part #		
DFL-GV-3			DFL-MENDER-4		
DFL-GV-4			DFL-MENDER-5		
DFL-GV-5			DFL-MENDER-6		
DFL-GV-6			DFL-MENDER-8		
DFL-GV-8			DFL-MENDER-10		
DFL-GV-10			DFL-MENDER-12		
DFL-GV-12					
Grooved Couplings sold seperately see Grooved Fitting Catalog			Replacement Clamps 3-10-3gv, 12-4gv		
GV-size-CP-RNF-EorN			DFL-Clamp-3		
			DFL-Clamp-4		
			DFL-Clamp-5		
			DFL-Clamp-6		
			DFL-Clamp-8		
			DFL-Clamp-10		
		DFL-Clamp-12			

Insert for Poly Pipe x MPT and Insert x Insert Steel & Brass










Note! Insert fittings for Poly Pipe are different from hose barbs they are oversized & non tapered!

Poly Pipe Insert x MPT Steel		Poly Pipe Insert x Insert Steel (Coupling)			
Part #		Part #			
IGMA03 =SAP1-1/2"		IGCP03-1/2			
IGMA04 =SAP6-3/4"		IGCP04-3/4			
IGMA05 =SAP11-1"		IGCP05-1			
IGMA06 =SAP16-1.25"		IGCP06-1.25			
IGMA07 =SAP21-1.5"		IGCP07-1.5			
IGMA08 =SAP26-2"		IGCP08-2			
IGMA09 =SAP31-2.5"		IGCP09-2.5			
IGMA10 =SAP36-3"		IGCP10-3			
IGMA11 =SAP46-4"		IGCP11-4			
Poly Pipe Insert x MPT Brass Lead Free		Poly Pipe Insert x Insert brass Brass Lead Free			
Part #				Part #	
IBMA03-1/2		IBCP03-1/2			
IBMA04-3/4		IBCP04-3/4			
IBMA05-1		IBCP05-1			
IBMA0605-11/4x1		IBCP06-1.25			
IBMA06-11/4		IBCP07-1.5			
IBMA07-11/2		IBCP08-2			
IBMA08-2					
Bauer style ends x Hose Barb Steel					
BAUER Style Female WGasket-Hose barb		BAUER Style Male W/L.Lever-MPT			
BAUER-FxHB-ST-2"		BAUER-MxMP-L-ST-2"			
BAUER-FxHB-ST-3"		BAUER-MxMP-L-ST-3"			
BAUER-FxHB-ST-4"		BAUER-MxMP-L-ST-4"			
BAUER-FxHB-ST-6"		BAUER-MxMP-L-ST-6"			
BAUER-FxHB-ST-8"		BAUER-MxMP-L-ST-8"			
BAUER-FxHB-ST-10"		BAUER-MxMP-L-ST-10"			
BAUER-FxHB-ST-12"		BAUER-MxMP-L-ST-12"			
BAUER Style Male W-Hose barb		BAUER Style Locking Lever Ring			
BAUER-MxHB-ST-2"		BAUER-L.LEVER-2"			
BAUER-MxHB-ST-3"		BAUER-L.LEVER-3"			
BAUER-MxHB-ST-4"		BAUER-L.LEVER-4"			
BAUER-MxHB-ST-6"		BAUER-L.LEVER-6"			
BAUER-MxHB-ST-8"		BAUER-L.LEVER-8"			
BAUER-MxHB-ST-10"		BAUER-L.LEVER-10"			
BAUER-MxHB-ST-12"		BAUER-L.LEVER-12"			
BAUER Style Female W/E.Gasket-MPT		BAUER-Style Gasket-EPDM			
BAUER-FxMPT-ST-2"		BAUER-G-EPDM-2"			
BAUER-FxMPT-ST-3"		BAUER-G-EPDM-3"			
BAUER-FxMPT-ST-4"		BAUER-G-EPDM-4"			
BAUER-FxMPT-ST-6"		BAUER-G-EPDM-6"			
BAUER-FxMPT-ST-8"		BAUER-G-EPDM-8"			
BAUER-FxMPT-ST-10"		BAUER-G-EPDM-10"			
BAUER-FxMPT-ST-12"		BAUER-G-EPDM-12"			




Ringlok style ends x Hose Barb Steel

Ringlok Style Male x Hose Barb str. Tube				
Ringlok Style Female x Hose Barb stl Tube		Ringlok Style Clamps plated		
RING-LK-MALExHB-6		RING-LK-CLAMP-6		
RING-LK-MALExHB-8		RING-LK-CLAMP-8		
RING-LK-MALExHB-10		RING-LK-CLAMP-10		
RING-LK-MALExHB-12		RING-LK-CLAMP-12		
Ringlok Style Female x Hose Barb stl Tube		Ringlok Style Gasket		
RING-LK-FEMxHB-6		RING-LK-GASKET-6		
RING-LK-FEMxHB-8		RING-LK-GASKET-8		
RING-LK-FEMxHB-10		RING-LK-GASKET-10		
RING-LK-FEMxHB-12		RING-LK-GASKET-12		
Ringlok Style Male x Weld Steel Tube		Ringlok Style Female x Weld Stl Tube		
RING-LK-MALExW-6		RING-LK-FEMxW-6		
RING-LK-MALExW-8		RING-LK-FEMxW-8		
RING-LK-MALExW-10		RING-LK-FEMxW-10		
RING-LK-MALExW-12		RING-LK-FEMxW-12		

Western Style Irrigation ends x Hose Barb Steel







Western style end Male x Hose barb Steel		WSI Bnnd No Hook Steel plated		
WSI-MSH200SP-2		WSI-BNO300SP		
WSI-MSH300SP-3		WSI-BNO400SP		
WSI-MSH400SP-4				
Western style end Male x Hose barb Aluminum		WSI-Hook plated short		
WSI-MSH300AL-3-1/8w		WSI-HPS2-3-4SP		
WSI-MSM300AL-3-1/4w		WSI-Hook plated Long		
WSI-MSH400AL-4-063w		WSI-HPL2-3-4SP		
WSI end W/band and Hook Steel plated				
WSI-MSH300-BH-A		WSI-Ferrule-A		
WSI-MSH400-BH-A				
Western style end Female Latch x barb Steel		WSI Gasket for Female end Epdm		
WSI-FSH200SP		WSI-GKA200E		
WSI-FSH300SP		WSI-GKA300E		
WSI-FSH400SP		WSI-GKA400E		
		Wade style Irrigation end 4" Aluminum		
		Waid-HB-4-AL		

Ground Joint Ends for Steam-High Pressure Air in Cast Iron





Ground Joint Female x Hose Barb			Ground Joint Wing Nut		
GJFHB-075 =GB6			GJWN-075-10 =B12		
GJFHB-100 =GB11		GJWN-075-10 =B12			
GJFHB-125 =GB16		GJWN-125-15 =B17			
GJFHB-150 =GB21		GJWN-125-15 =B17			
GJFHB-200 =GB26		GJWN-200 =B27			
GJFHB-250 =GB31		GJWN-250 =B32			
GJFHB-300 =GB36		GJWN-300 =B37			
GJFHB-400 =GB46		GJWN-400 =B47			
Ground Joint Spud x FNPT			Ground Joint Spud x MNPT		
GJSPF-075 =GB8			GJSPM-075 =GM8		
GJSPF-100 =GB13		GJSPM-100 =GM13			
GJSPF-125 =GB18		GJSPM-125 =GM18			
GJSPF-150 =GB23		GJSPM-150 =GM23			
GJSPF-200 =GB28		GJSPM-200 =GM28			
GJSPF-250 =GB33		GJSPM-250 =GM33			
GJSPF-300 =GB38		GJSPM-300 =GM38			
GJSPF-400 =GB48					
Ground Joint Double Spud			Ground Joint Set with Spud Fnpt		
GJDP-075-10 =GDB13			GJSF-075 =GF26		
GJDP-075-10 =GDB13		GJSF-100 =GF36			
GJDP-125-15 =GDB23		GJSF-125 =GF51			
GJDP-125-15 =GDB23		GJSF-150 =GF61			
GJDP-200 =GDB28		GJSF-200 =GF61			
GJDP-250 =GDB33		GJSF-250 =GF81			
GJDP-300 =GDB38		GJSF-300 =GF111			
		GJSF-400 =GF141			
MALE STEM x MPT			Hose Barbs in this section are designed to work W/these Interlocking Clamps see clamp catalog.		
MS-075 =MS6					
MS-100 =MS11					
MS-125 =MS16					
MS-150 =MS21					
MS-200 =MS26					
MS-250 =MS31					
MS-300 =MS36					
MS-400 =MS46					

UNIVERSAL COUPLING FOR AIR & WATER ETC.

=Chicago Fitting-Dixon (AM-) Air King-Crow Foot ends!




Universal Coupling x Hose Barb			Universal Coupling x FNPT			
UCHB-038 2-Lug AMH			UCFP-038 2-Lug AMC			
UCHB-050 2-Lug AM1		UCFP-050 2-Lug AM3				
UCHB-075 2-Lug AM6		UCFP-075 2-Lug AM8				
UCHB-100 2-Lug AM11		UCFP-100 2-Lug AM13				
UCHB-125 4-Lug AM16		UCFP-125 4-Lug AM18				
UCHB-150 4-Lug AM21		UCFP-150 4-Lug AM18				
UCHB-200 4-Lug AM23		UCFP-200 4-Lug AM18				
Universal Coupling x MNPT			Universal Coupling Plug			
UCMP-038 2-Lug AMB			UCP 2-lug AM0			
UCMP-050 2-Lug AM2			Universal Coupling Tripl			
UCMP-075 2-Lug AM7			UCTC 2-lug AM10			
UCMP-100 2-Lug AM12			Univeral Coupling Gaskets			
Standard Safety Clip			UCG AWR4			
Safety-Clip AC1		UCGO AWS6				

NPSH & NST x Hose Barb Cast Iron

Female Npsh/ght swivel long barb(spray hose ends)		Male Npsh/ght swivel long barb(spray hose ends)	
\		STEEL Male Thread Long Shank	
SLS444	1/2 hose b. x 1/2 FNPSH	SLS414	1/2 hose b. x 1/2 MNPSH
SLS646	3/4 hose b. x 3/4 FNPSH	SLS616	3/4 hose b. x 3/4 MNPSH
SLS848	1 hose b. x 1 FNPSH	SLS818	1 hose b. x 1 MNPSH
Steel Female Npsh swivel x hose barb Cast iron		Steel Male NPSH x hose barb Cast Iron	
Part #		Part #	
S17-1.25		S16-1.25	
S22-1.5		S20 -1.5	
S27-2		S25-2	
S32-2.5		S30-2.5	
S38-3		S36-3	
S42-4		S40-4	
S62-6	S60-6		
Steel Female NH/NST Swivel H.barb CI		Steel Male NH/NST x hose barb CI	
S22N-1.5		S201-1.5	
S32N-2.5		S301-2.5	

ALUMINUM SELECTION

NPSH & NST x Hose Barb Aluminum

Aluminum-Brass Female Npsh swivel barb		Aluminun Male NPSH x Hose Barb	
Part #		Part #	
FAB150-1.5		MA150-1.5	
FAB200-2		MA200-2	
FAB250-2.5		MA250-2.5	
FAB300-3		MA300-3	
FAB400-4		MA400-4	
FAB600-6		MA600-6	
Aluminum Female NST Swivel barb		Aluminum Male NST hose barb	
FAB150NST-1.5		MA150NST-1.5	
FAB250NST-2.5		MA250NST-2.5	





Aluminum King Combination Hose barb nipples Threaded

King Combo Nipple Aluminum		King Combo Weld End Aluminum	
PART #		PART #	
KCN100AL =AST10		KCW100AL =ASPE10	
KCN125AL =AST15		KCW125AL =ASPE15	
KCN150AL =AST20		KCW150AL =ASPE20	
KCN200AL =AST25		KCW200AL =ASPE25	
KCN250AL =AST30		KCW250AL =ASPE30	
KCN300AL =AST35		KCW300AL =ASPE35	
KCN400AL =AST40		KCW400AL =ASPE40	
KCN500AL =AST50		KCW500AL =ASPE50	
KCN600AL =AST60		KCW600AL =ASPE60	
KCN800AL =AST80		KCW800AL =ASPE80	
With Crimped Hex		King Combo Weld End Reducer Aluminum	
KCNH075AL		KCWR200150AL	
KCNH100AL		KCWR300200AL	
Flange 150LBxHose barb welded inside & out		KCWR300250AL	
Part #		KCWR400300AL	
FLHB150-2x2HB-AL		KCWR600400AL	
FLHB150-2x2.5HB-AL		KCWR800600AL	
FLHB150-2.5xH2.5-AL		King Combo Grooved (Vic) Aluminum	
FLHB150-2.5xHB3-AL		PART #	
FLHB150-3xHB3-AL		KCG100AL =ASTV10	
FLHB150-3xHB4-AL		KCG125AL =ASTV15	
FLHB150-4xHB4-AL		KCG150AL =ASTV20	
FLHB150-4xHB5-AL		KCG200AL =ASTV25	
FLHB150-4xHB6-AL		KCG250AL =ASTV30	
FLHB150-5xHB5-AL		KCG300AL =ASTV35	
FLHB150-6xHB6-AL	KCG400AL =ASTV40		
FLHB150-6xHB8-AL	KCG500AL =ASTV50		
FLHB150-8xHB8-AL	KCG600AL =ASTV60		
		KCG800AL =ASTV80	


			King Combo Grooved Reducer (Vic) Aluminum
			KCGR125100AL
			KCGR150100AL
			KCGR150125AL
			KCGR200150AL
			KCGR250200AL
			KCGR300200AL
			KCGR300250AL
			KCGR400300AL
			KCGR600400AL
			KCGR800600AL


POLYPROPYLENE & PVC SECTION

Polypropylene & PVC King Combination Hose barb nipples Threaded

Poly Pro Hvy Sch 80 MPT		King Combo x MPT PVC	
KCN050PP =CN 050 P		KCN150PVC	
KCN075PP =CN 075 P		KCN200PVC	
KCN100PP =CN 100 P		KCN250PVC	
KCN125PP =CN 125 P		KCN300PVC	
KCN150PP =CN 150 P		KCN400PVC	
KCN200PP =CN 200 P		KCN600PVC	
KCN300PP =CN 300 P			King Combo x Plain end PVC
KCN400PP =CN 400 P		KCPE150PVC	
King Combo x Grooved PVC		KCPE200PVC	
KCG150PVC		KCPE250PVC	
KCG200PVC		KCPE300PVC	
KCG250PVC		KCPE400PVC	
KCG300PVC		KCPE600PVC	
KCG400PVC		Hose Mender PVC	
KCG600PVC		HM150PVC	
		HM200PVC	
		HM250PVC	
		HM300PVC	
		HM400PVC	
		HM400PVC	

STAINLESS STEEL SELECTION

Stainless Steel	SIZE		King Dombo x Groove (Vic) SS304	
			KCG100S4 =RSTV10	
KCNHN125S4 =RST15			KCG125S4 =RSTV15	
KCNHN150S4			KCG150S4 =RSTV20	
KCNHN200S4			KCG200S4 =RSTV25	
KCNHN250S4			KCG250S4 =RSTV30	
KCNHN300S4		3"		KCG300S4 =RSTV35
KCNHN400S4		4"		KCG400S4 =RSTV40
			KCG500S4 =RSTV50	
KCN050S4 =RST1	1/2"		KCG600S4 =RSTV60	
KCN075S4 =RST5			KCG800S4 =RSTV80	
KCN100S4 =RST10			King Combo Grooved Reducer (Vic) SS304	
KCN125S4 =RST15			PART #	
KCN150S4 =RST20			KCGR125100S4	
KCN200S4 =RST25			KCGR150100S4	
KCN250S4 =RST30			KCGR150125S4	
KCN300S4 =RST35			KCGR200150S4	
KCN400S4 =RST40			KCGR250200S4	
KCN600S4 =RST60			KCGR300200S4	
KCN800S4 =RST80			KCGR300250S4	
King Combo Weld End Aluminum			KCGR400300S4	
PART #			KCGR600400S4	
KCW050S4 =RSTB1			KCGR800600S4	
KCW075S4 =RSTB5			King Combo Reducing Weld end	
KCW100S4 =RSTB10			KCWR125100S4	
KCW125S4 =RSTB15			KCWR150100S4	
KCW150S4 =RSTB20			KCWR150125S4	
KCW200S4 =RSTB25			KCWR200150S4	
KCW250S4 =RSTB30			KCWR250200S4	
KCW300S4 =RSTB35			KCWR300200S4	
KCW400S4 =RSTB40			KCWR300250S4	
KCW500S4 =RSTB50			KCWR400300S4	
KCW600S4 =RSTB60			KCWR600400S4	
KCW800S4 =RSTB80			KCWR600500S4	
				KCWR800600S4

Flange 1/2"TxHose barb welded inside & out			Flange 150LBxHose barb welded inside & out		
Part #			Part #		
FLHB-1/2-2xHB1.5S4			FLHB-150-1.5x1.5HBS4		
FLHB-1/2-2xHB2S4			FLHB-150-1.5x2HBCS		
FLHB-1/2-2xHB2.5S4			FLHB-150-2x2HBS4		
FLHB-1/2-2xHB3S4			FLHB-150-2x2.5HBS4		
FLHB-1/2-2.5xHB2S4			FLHB-150-2.5xH2.5S4		
FLHB-1/2-2.5xHB2.5S4			FLHB-150-2.5xHB3S4		
FLHB-1/2-2.5xHB3S4			FLHB-150-3xHB3S4		
FLHB-1/2-3xHB2S4			FLHB-150-3xHB4S4		
FLHB-1/2-3xHB2.5S4			FLHB-150-4xHB4S4		
FLHB-1/2-3xHB3S4			FLHB-150-4xHB5S4		
FLHB-1/2-3xHB4S4			FLHB-150-4xHB6S4		
FLHB-1/2-4xHB2S4			FLHB-150-5xHB5S4		
FLHB-1/2-4xHB2.5S4			FLHB-150-6xHB6S4		
FLHB-1/2-4xHB3S4			FLHB-150-6xHB8S4		
FLHB-1/2-4xHB4S4			FLHB-150-8xHB8S4		
FLHB-1/2-4xHB6S4					
FLHB-1/2-5xHB5S4					
FLHB-1/2-5xHB6S4					
FLHB-1/2-6xHB2S4					
FLHB-1/2-6xHB3S4					
FLHB-1/2-6xHB4S4					
FLHB-1/2-6xHB6S4					
FLHB-1/2-6xHB8S4					
FLHB-1/2-8xHB2S4					
FLHB-1/2-8xHB3S4					
FLHB-1/2-8xHB4S4					
FLHB-1/2-8xHB6S4					
FLHB-1/2-8xHB8S4					

For more Industrial Hose ends see our other Industrial hose end Catalogs:

Camlocks




Small HB



Sanitary H.B.



Internally Exp.



Other Related catalogs!

Ferrule/Sleeves



Fire adapter-Nozzle



Strainer&Foot valves



Clamps

